

## Technical specifications

| Climeleon                | Wave 5  | Wave 7  | Wave 11 | Wave 13 |
|--------------------------|---------|---------|---------|---------|
| <b>Outer dimensions</b>  |         |         |         |         |
| Width                    | 1165 mm | 1165 mm | 1165 mm | 1165 mm |
| Depth                    | 1200 mm | 1200 mm | 1200 mm | 1200 mm |
| Height                   | 758 mm  | 1002 mm | 1489 mm | 1733 mm |
| <b>Inside dimensions</b> |         |         |         |         |
| Width                    | 1060 mm | 1060 mm | 1060 mm | 1060 mm |
| Depth                    | 490 mm  | 490 mm  | 490 mm  | 490 mm  |
| Height                   | 655 mm  | 900 mm  | 1390 mm | 1650 mm |

The Climeleon Wave is developed to suit FUJITSU GENERAL heat pumps. Use with other brands is possible if the unit meets a certain type and dimension. The configurator on [www.climeleon.com](http://www.climeleon.com) helps you to find the appropriate Wave unit cover for your heat pump or air conditioner outdoor unit.


The sound proofing with heat pumps of another brand depends on the composed sound level per frequency band.



Always read the installation manual before installation at [www.climeleon.com](http://www.climeleon.com).

**climeleon**  
OUTDOOR UNIT ENCASING


[info@climeleon.com](mailto:info@climeleon.com) / [www.climeleon.com](http://www.climeleon.com)



The illustrations in this brochure are indicative.

**climeleon**  
OUTDOOR UNIT ENCASING

Stylishly quiet.



Ssshh...  
a heat pump is at work here



# Nicely dampened.



Is the outside unit of your air conditioner or heat pump making too much noise?  
Or is it marring the look of your residence?

Then a sound proofing **Climeleon cover** is the solution.

A heat pump offers many advantages when it comes to comfort, consumption and the environment. But sometimes the noise can be annoying, for example when the unit is near a bedroom window, on a terrace or close to the neighbours.

Exterior heat pumps or air conditioners are not exactly pinnacles of aesthetics and don't make for a beautiful union with the house or garden.

With the Climeleon you get two for the price of one. The Climeleon covers dampen the sound considerably and they look handsome and discrete.



\* Results are calculated on exterior units of FUJITSU GENERAL air conditioners and heat pumps.

Thanks to its discrete and sleek design, the Climeleon Wave matches both modern and classic houses.

Sound proofing is one thing, but what about the function of your air conditioner or heat pump? Don't worry, the Climeleon Wave has no impact on the yield of your machine.

The calculation and shape of the louvers enable the heat pump to perform in the best possible way and the sound pressure is reduced by at least 7 decibels\*! An air stream splitter improves the air flow, and this is crucial for the good function of your heat pump.

The Climeleon Wave is made of durable synthetics (black) and is resistant to wind, moisture, frost, heat and sunlight. The covers are also able to handle snow loads of up to 60kg/m<sup>2</sup>.

## Ingenious design

### durable

Weather can be wild. That's why Climeleon unit covers are made of durable materials, tested for all weather circumstances.

### design

A heat pump unit does not look very good to the eye. The Climeleon Wave offers a nice dress up. Not too noticeable and stylishly black.

### sound dampening

The shape of the louvers and the sound dampening material reduce the sound levels by at least 7dB\* at the source.

### air flow

Climeleon covers are developed to not obstruct the airflow and thus allowing the heat pump to maintain its designed yield.

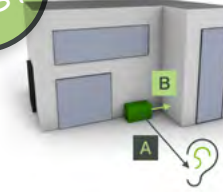


### Installed in no time

The Climeleon Wave is easy to install. The aid of an installer is, however, needed for the cooling lines and drainage of run-off water. With the help of 6 feet and bolts, the cover is anchored, preferably on a gravel bed with concrete beams (see installation instructions at [www.climeleon.com](http://www.climeleon.com)).


For the installation on a flat roof, we have special mounting plates available that ensure safe attachment. The plates are in turn anchored to synthetic roof plinths that support the heat pump.

The panels can be removed easily so it is easy to maintain your heat pump.



Would you like to know how many decibels you can save in your specific situation?

Then go to our website [www.climeleon.com](http://www.climeleon.com), enter the specific set-up of your heat pump (on the ground, roof, etc.) and you will get the results immediately!



The sound dampening results of the Climeleon Wave is direction dependent; i.e. the dampening is not equal in all directions.



Climeleon covers blend in with their surroundings.